



Comune di Parma


SETTORE OPERE PUBBLICHE

Responsabile unico del procedimento  
Ing. Luigi Elia

Progetto esecutivo  
Ergon Tecnica Engineering S.R.L.

**ERGON TECNICA  
ENGINEERING S.R.L.**

Sede operativa: Via Bergonzi 4, 43126 Parma  
Tel. 0521-959199, Cell. 335-5624848  
E-mail giuseppe.stefanini@libero.it  
C.F. 03053140343; P.IVA 03053140343



# IMPIANTO SPORTIVO LAURO GROSSI: RIFACIMENTO MANTO PISTA ATLETICA

MANUTENZIONE STRAORDINARIA  
CUP:I92H23000780004  
CUI:L00162210348202300061



## PROGETTO ESECUTIVO

revisione	data	descrizione	redatto da:	controllato da:	approvato da:
01	Nov. 2024				
02					
03					
04					
05					
06					

## 14\_PROVE E VERIFICHE

# TRACK TEST REPORT

This report does not imply official WA certification

<b>Field Reference</b>	Stadio di atletica Lauro Grossi
<b>Field Address:</b>	via Po 43125, Parma Parma Italia
<b>Report Number:</b>	61831 / 1922
<b>Report Status:</b>	FINAL
<b>Issue Date:</b>	14/11/2024
<b>Client:</b>	Comune di Parma Strada della Repubblica, 1 43121, Parma Parma Italia







## Track Test Report



## Laboratory Details

Name	Sports Labs IT srl
Address	via Guglielmo Marconi 9G
Phone	+39 0363 174 3156
Email	<a href="mailto:info@sportslabs.it">info@sportslabs.it</a>

Laboratory Director	Gastone Cristini
Field Testing Manager	Gastone Cristini
Engineer on site	Gastone Cristini
Additional Engineers (if any)	Claudio Lissoni

Prepared by					
Field Technician	<table border="1"> <tr> <td>Signed</td> <td></td> </tr> <tr> <td>Date</td> <td>14/11/2024</td> </tr> </table>	Signed		Date	14/11/2024
Signed					
Date	14/11/2024				
Checked By					
Laboratory Director	<table border="1"> <tr> <td>Signed</td> <td></td> </tr> <tr> <td>Date</td> <td>14/11/2024</td> </tr> </table>	Signed		Date	14/11/2024
Signed					
Date	14/11/2024				

## Track Test Report



## Test Programme

Athlete/Surface Interaction	Shock Absorption (%)	BS EN 14808: 2005
	Vertical Deformation (mm)	BS EN 14809: 2005
	Slip Resistance	Not subjected to tests
Construction Requirements	Surface Regularity	Not subjected to tests
	Thickness	BS EN 1969: 2000
	Colour, Imperfections and Drainage	Visual Inspection
Visual Inspection	Aesthetics	Visual inspection of the surface and surrounding ancillaries

\*All test carried out are within the scope of ISO 17025 accreditation with the exception of visual inspections

Date of Testing	06/11/2024
-----------------	------------

## Track Test Report



## Test Conditions

<b>Substrate Type</b>	Asfalto	
<b>Surface Type</b>	Sandwich System	
<b>Surface Name</b>	Olimpia Costruzioni	
<b>Surface Condition</b>	Bagnato	
	<b>AM</b>	<b>PM</b>
<b>Ambient Temperature (°C)</b>	12,5	13
	<b>AM</b>	<b>PM</b>
<b>Surface Temperature (°C)</b>	14,3	15,6
	<b>AM</b>	<b>PM</b>
<b>Humidity (% RH)</b>	100	100
	<b>AM</b>	<b>PM</b>
<b>Max Wind Speed (m/s)</b>	0	0

Track Test Report



TESTING TECHNOLOGY FOR SPORT

Test Results

		Specified Limits	Positions						
Player/Surface Interaction	Shock Absorption (%)	≥35 - ≤50%	Lane 7, 30m	Back Straight, Lane 5, 130m	Back Straight, Lane 3, 180m	Lane 2 / 200 m	Lane 1, 230m	Main Straight, Lane 2, 320m	Main Straight, Lane 4, 320m
			35	27	26	28	41	30	42
			Main Straight, lane 3, 350 m	Lane 2, 370m	Lane 1, 90m	Lane 3, 270m	Finish, Lane 8	Start 110m Lane3	Start 110m Lane 5
			29	30	24	44	44	22	41
	Vertical Deformation (mm)	≥0.6 - ≤2.5mm	Lane 7, 30m	Back Straight, Lane 5, 130m	Back Straight, Lane 3, 180m	Lane 2 / 200 m	Lane 1, 230m	Main Straight, Lane 2, 320m	Main Straight, Lane 4, 320m
			1,1	1,3	1,5	1,5	1,8	1,3	1,7
			Main Straight, lane 3, 350 m	Lane 2, 370m	Lane 1, 90m	Lane 3, 270m	Finish, Lane 8	Start 110m Lane3	Start 110m Lane 5
			1,6	1,5	1,2	2,0	1,9	1,1	1,8

Values in RED denote failure of client's specified limits

## Track Test Report



## Test Results

		Lane										
		Station	1	2	3	4	5	6	7	8	9	10
Construction Requirements	400m Track Thickness	Finish Line		10		12		7		16		
		10m	11		10		10		8			
		20m		14		15		10		16		
		30m	11		11		8		6			
		40m		14		11		9		11		
		50m	9		9		13		11			
		60m		14		11		8		11		
		70m	9		9		10		10			
		80m		13		13		9		14		
		90m	7		8		10		9			
		100m		12		11		8		11		
		110m	8		9		8		10			
		120m		11		10		10		10		
		130m	10		7		7		10			
		140m		10		10		10		10		
		150m	10		10		9		10			
		160m		13		13		9		8		
		170m	9		9		9		11			
		180m		10		11		10		10		
		190m	10		10		9		10			
		200m		10		11		10		10		
		210m	10		9		10		11			
		220m		12		11		10		11		
		230m	16		10		10		10			
		240m		10		13		9		16		
		250m	12		9		10		10			
		260m		13		11		10		9		
		270m	9		11		17		13			
		280m		12		15		14		12		
		290m	11		11		12		14			
		300m		13		15		13		12		
		310m	12		13		11		12			
		320m		10		15		10		14		
		330m	13		10		12		9			
		340m		12		15		13		19		
		350m	14		9		10		10			
		360m		13		18		10		17		
		370m	12		7		10		9			
		380m		13		12		8		12		
		390m	11		9		11		12			
110m Start	15	12	6	10	19	12	10	16				

Gli spessori evidenziati in giallo sono quelli corrispondenti ai punti testati in Shock Absorption e Vertical Deformation.  
Le coordinate degli stessi sono riportati anche nell'intestazione della tabella dei risultati a Pagina 5

## Track Test Report



TESTING TECHNOLOGY FOR SPORT

## Visual Inspection

		Property	Condition
Visual Inspection	Aesthetics	Aree di delaminazione	Nessuna lungo l'anello
		Giunte	Buone condizioni
		Tracciature	Segni di degradamento diffusi
		Colore	Inconsistente, strato di gomma nera visibile su gran parte della pista
		Attrezzature e recinzioni	Presenti
		Manutenzione (sporczia, ecc.)	Impianto pulito



# Track Test Report



TESTING TECHNOLOGY FOR SPORT

## Site Photographs - Overview



Site Overview



Site Overview



Site Overview




Site Overview

# Track Test Report



TESTING TECHNOLOGY FOR SPORT

## Site Photographs - Example Defects (If Any)



Corsia 1 Molto consumata

**NONE FOUND**

**NONE FOUND**

**NONE FOUND**